

**Contents:**

Lock Assembly, 2 keys  
1/4-20 One-Way Screw  
1/4-20 Hex Bolt  
Big Washer  
Instructions, Warranty Card

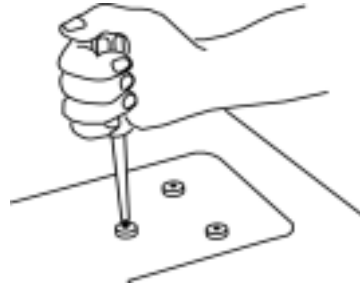
**Tools Required:**

3/16 Allen Wrench or # 30 Torx  
7/16 Socket or Adjust. Wrench

**Tech Support:**

Call 1-800-342-5911

For the latest instructions please  
visit [www.popandlock.net](http://www.popandlock.net)



1. Unscrew the single lower handle bolt.

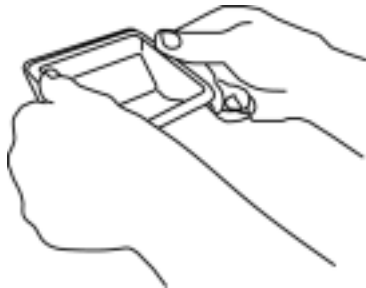
Note: Bedliner panel may have to be removed.



2. Squeeze the top edge of the black plastic insert down to release the top two locking tabs



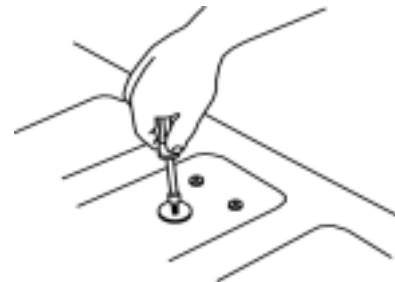
3. Remove the insert by pivoting it on the bottom edge.



4. Place the insert back hooking it along the top edge leaving the bottom edge sticking out.



5. Lift the handle and insert the POP&LOCK with the lock in the unlocked position.



6. Insert the 1/4-20 Hex bolt and the big washer on the backside of the tailgate and capture the POP&LOCK with a few turns.



7. Push the black plastic insert in fully and tighten the mounting screw.

Note: Do not over-tighten screw.

## LIMITED WARRANTY TERMS AND CONDITIONS

- (1) **Installation.** Pop & Lock™, LLC (and Pop & Lock™ Corporation) is not responsible for installing the Pop & Lock™ or for the harm suffered by any person as a result installing it.
- (2) **Warranties.**
- Customer acknowledges that it is unreasonable to believe that any device whatever will prevent a theft in the case of every attempt and that the most that can be expected from a so-called anti-theft or security device is that it will deter many thieves.
  - POP & LOCK™ LLC. (and Pop & Lock™ Corporation) MAKES, AND CUSTOMER RECEIVES, NO WARRANTY, EXPRESSED OR IMPLIED, EXCEPT THE WARRANTIES OF TITLE TO THE POP & LOCK™ AND THEIR MERCHANTABILITY, PARTICULARLY NO WARRANTY OF FITNESS FOR A PARTICULAR USE OR PURPOSE OR AGAINST INFRINGEMENT.**
  - As Customer's only remedy, Pop & Lock™, LLC (and Pop & Lock™ Corporation) will repair or replace, at its option and without charge, any lock that is defective in material or workmanship when received by Customer and is returned to Pop & Lock™ LLC (and Pop & Lock™ Corporation), FOB Pop & Lock™ Corporation's offices, within one (1) year after it's receipt by the Customer. Pop & Lock LLC will ship all replacement, or repaired, Locks to Customer, FOB Pop & Lock™'s shipping point.
  - Factory support is only available for Pop & Lock™ products purchased as **new** through an Authorized Pop & Lock™ dealer.  
**Please Note:** *Pop & Lock™ Products purchased on auction sites such as Ebay, Amazon and Craigslist, to name a few, will not be covered under factory warranty under any circumstance. Pop & Lock™, LLC (and Pop & Lock™ Corporation) is unable to verify whether products sold through Auction Sites are new, used, or refurbished, and as such, Pop & Lock, LLC (and Pop & Lock™ Corporation) is unable to warranty such purchases. Pop & Lock, LLC advises using extreme caution when buying through auction sites as you'll be doing so at your own risk.*
- (3) **No Liability.** Pop & Lock™ Corporation is not liable for any loss or damage claimed by Customer or any third person to have been suffered or incurred as a result or, or related to, the Locks purchased under this Agreement, regardless of the circumstances or form of action, except any bodily injury or death for which Pop & Lock™ is liable under products-liability law. Without limiting the generality of the foregoing, in no event will Pop & Lock™ LLC be liable to Customer for any indirect, special, or consequential damages, regardless of the circumstances or the cause of action, particularly not for the value of a vehicle, or any other money damages in the event that a tailgate is stolen either notwithstanding the use of a Pop & Lock™ or when it has been returned for repair or replacement.

## END OF TERMS AND CONDITIONS

Please Mail Completed Warranty Form (below) In Self Addressed Envelope To:

**POP & LOCK LLC 1271 CONTRACT DRIVE GREEN BAY, WI USA 54304**

Additional Install Instructions and answers to technical questions can be found on our website at [www.popnlock.net](http://www.popnlock.net) or by calling

**Technical Support 1-800-342-5911**

**Monday – Friday 8am to 5pm CST**



## POP & LOCK™ LIMITED WARRANTY FORM

Please complete and mail this form to record your warranty with the manufacturer.

NAME \_\_\_\_\_

ADDRESS \_\_\_\_\_

CITY \_\_\_\_\_

STATE \_\_\_\_\_ ZIP \_\_\_\_\_

TELEPHONE # \_\_\_\_\_

EMAIL ADDRESS \_\_\_\_\_

POP & LOCK™ MODEL \_\_\_\_\_

VEHICLE YEAR \_\_\_\_\_

VEHICLE MAKE/MODEL \_\_\_\_\_

REASON FOR RETURN *(continue on other side):*